





Appendix 7 – Policy entrepreneurship questionnaire results

	 Storyteller	 Networker	 Engineer	 Fixer
Noha El-Mikawy	36	32	35	47
Brahim Mansour	26	32	48	44
Marwan A. Kardoosh	23	50	35	42
Charles D. Adwan	33	29	46	42
Eltighani M. Elamin	35	26	41	48
Mouna Cherkaoui	46	25	29	50
Nader Habibi	37	39	36	47
Abdel Hameed Bashir	33	22	45	50
Kitty Chan	38	22	39	51
Dr Faten Jabsheh	33	32	44	41
Sunit Bagree	37	27	42	44
Average	34	31	40	46

Key:

<23 = Very strong preference for this kind of behaviour

<30 = Mild preference for this kind of behaviour

>44 = Mild disinclination towards this kind of behaviour

>52 = Strong disinclination towards this kind of behaviour

Conclusions:

The most popular behaviour (other than undertaking the research itself) is networking and the most unpopular is political maneuvering (Fixer).